
BUBBLE BOBBLE
ORIGIN
TAITO
ARCADE
ATARI ST / CBM AMIGA
Ocean

BUBBLE BOBBLE

Meet BUB and BOB our bantom-weight brontosaures who are bent on battling big bullies by blowing and bursting bubbles. Before battling these brazen bullies, beware that bubble blowing is better than bouncing bombs from biplanes, and even beats boxing these brainless barbarians. So now that we briefly belayed the Bub and Bob biographies, begin by browsing the play instructions below and becoming the best BUBBLE BOBBLE blower on the block.

HOW TO DESTROY



1) Blow bubble



2) Box up Bullies, then



3) Burst Them!!!

By bursting bubbles containing fire, thunder, and water that appeared in the previous stage, you can quickly destroy the bullies. Fire, Thunder and Water flow in the direction which you stretch yourself. You can even bounce on the bubbles (by keeping the joystick pushed up)!!!

Vieux Manuel

SCORING

a) Burst the Bubbles for the following points:

				
10	100	100	100	500

b) Bonuses for destroying Bullies!!!

						
500	1000	2000	4000	8000	16000	32000

c) TIMING TARGETS:

Clearing a stage quickly allows for high-point targets in the next stage.

.....	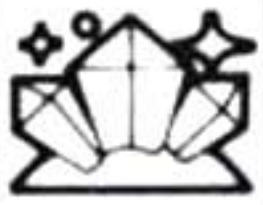				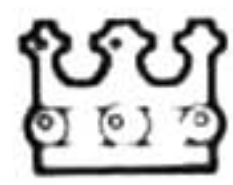	
.....	5000	6000	7000	8000	9000	10000

d) MAGIC TARGETS:

Magic Targets mysteriously appear!
Destroy them and power up!

						..... ?
BUBBLE UP !	SPEED UP !	ONE-SHOT ROLL PACK	CHANCE !	LUCKY !	1 UP !?	..... ?

It's best to destroy several enemies at the same time.
Can you reach the "True ending" by clearing all 100 stages? A "Sudden Reversal" awaits you there!
A player can join at any time by pressing the fire button. You start the game with an extra 8 credits. To keep playing after you have lost all your lives, just press the fire button quickly.

EXTEND

Get all the letters.
They appear when destroying several enemies at the same time!



1-P BUB



2-P BOB



Benzo



Bonnie-bo



Boa-boa



Blubba



Boris



Bonner



Baron von Blubba

If you take too much time, you are no match for him!

LOADING

ATARI ST

AUTO BOOT - INSERT DISC AND TURN ON COMPUTER.

AMIGA

Insert Disk into drive A then turn the computer on. Follow on screen instructions.

KEY CONTROLS

ATARI ST

1 OR 2 TO START WITH 1 OR 2 PLAYERS RESPECTIVELY

[IN GAME]

F1 PAUSE

F10 QUIT

JOYSTICK

PORT 0 FOR PLAYER 1 / PORT 1 FOR PLAYER 2

LEFT AND RIGHT:.....LEFT AND RIGHT

UP:.....JUMP

FIRE:.....BUBBLE/JOIN GAME

AMIGA

1 OR 2 TO START WITH 1 OR 2 PLAYERS RESPECTIVELY.

[IN GAME]

F1 PAUSE

F10 QUIT

JOYSTICK

PORT 1 FOR PLAYER 2 / PORT 2 FOR PLAYER 1

LEFT AND RIGHT:.....LEFT AND RIGHT

UP:.....JUMP

FIRE:.....BUBBLE/JOIN GAME

Licensed from © Taito Corp., 1987

The Hit Squad,
P.O Box 350,
Manchester.
M60 2LX